



LigoWave



# DLB PROPELLER 2

Outdoor Wireless Device

## DLB PROPELLER 2

The DLB Propeller 2 is a new generation wireless device designed for client and small scale base-station applications. It has a unique mechanism to do mechanical antenna parameter shifting and achieve the best performance in different operating modes (patent pending).

This product is equipped with a MIMO radio (up to 23 dBm) and 11 dBi dual-polarized antenna which make the device ideal for short to medium range wireless communication.

Our dual firmware image will allow safe software upgrades. The device will restart using the prior firmware in the event of an upgrade failure.

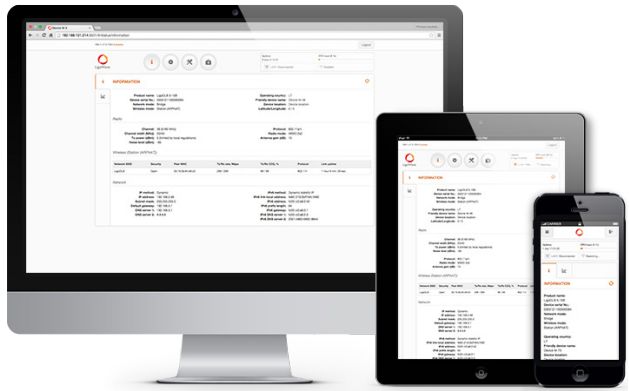
The DLB Propeller 2 uses an advanced and feature-rich operating system which supports bridge/router and repeater modes (repeater mode allows the product to operate as an access point and as a station at the same time). The DLB OS also supports LigoWave's iPoll2 (proprietary wireless communication technology) to increase throughput, packet per second rate and stabilize latency on your network. It has a user-friendly HTML 5 based GUI with instant reconfiguration without a reboot, includes useful installation tools (site survey, delayed reboot, spectrum analyzer, ping, traceroute) and is compatible with our standalone and cloud based Wireless Network Management System (Infinity Controller) - one of the most advanced management tools on the market.

The DLB Propeller 2 can be rotated to the horizontal orientation for use as a client device. This greatly reduces interference, as the main noise source is on the azimuth. Alignment is easy as only left and right movement of the device is necessary (no need to move it upwards or downwards as the antenna angle on the elevation is wide).

## OS

The DLB OS is a highly functional and easy to use operating system. This powerful and flexible operating system ensures flawless operation of all DLB hardware devices and effortless setup for those deploying the networks.

- Smart polling data transmission protocol (iPoll 2)
- Dual-firmware image support
- Responsive HTML 5 based GUI
- 170 Mbps capacity
- 80,000 PPS rate
- IPv6 support
- Infinity Controller compatible



## INFINITY CONTROLLER

The Infinity Controller is LigoWave's proprietary element management system that facilitates network installation, configuration, control, maintenance, monitoring, and expansion.

The Infinity Controller is designed to work with Infinity (NFT), LigoDLB, and LigoPTP NEs. It offers full functionality with the Infinity series and LigoDLB series, but only supports the monitoring feature on LigoPTP NEs. The PTP configuration feature is currently undergoing development.

# Specifications

Product/ distance recommendation	PTMP mode	PTP mode	PTP mode (full capacity)
DLB Propeller 2	1.5 km/ 0.93 mi	3 km/ 1.86 mi	1.5 km/ 0.93 mi

## Wireless

WLAN standard	IEEE 802.11 b/g/n, iPoll (proprietary)
Radio mode	MIMO 2x2
Radio frequency band	2.402 - 2.492 GHz (FCC 2.412 - 2.462 GHz)
Transmit power	Up to 28 dBm (country dependent)
Receive sensitivity	Varying between -95 and -76 dBm depending on modulation
Channel size	5,10, 20, 40 MHz
Modulation schemes	802.11 g/n: OFDM (64-QAM, 16-QAM, QPSK, BPSK) 802.11 b: DSS (CCK, DQPSK, DBPSK)
Data rates	802.11 n: 300, 270, 240, 180, 120, 90, 60, 30 Mbps 802.11 g: 54, 48, 36, 24, 18, 12, 9, 6 Mbps 802.11 b: 11, 5.5, 2, 1 Mbps
Error correction	FEC, Selective ARQ
Duplexing scheme	Time division duplex

Receive sensitivity (dBm)	802.11N/ iPoll (20/ 40 MHz)	15 Mbps	30 Mbps	45 Mbps	60 Mbps	90 Mbps	120 Mbps	135 Mbps	150 Mbps
		-91	-91	-89	-88	-86	-82	-78	-76
802.11g	30 Mbps	60 Mbps	90 Mbps	120 Mbps	180 Mbps	240 Mbps	270 Mbps	300 Mbps	
	-91	-91	-89	-88	-86	-82	-78	-76	
802.11g	6 Mbps	9 Mbps	12 Mbps	18 Mbps	24 Mbps	36 Mbps	48 Mbps	54 Mbps	
	-95	-94	-93	-90	-88	-86	-82	-81	

Output power (dBm - combined)	802.11N/ iPoll (20/ 40 MHz)	15 Mbps	30 Mbps	45 Mbps	60 Mbps	90 Mbps	120 Mbps	135 Mbps	150 Mbps
		28	28	28	28	28	27	25	24
802.11g	30 Mbps	60 Mbps	90 Mbps	120 Mbps	180 Mbps	240 Mbps	270 Mbps	300 Mbps	
	28	28	28	28	28	26	24	23	
802.11g	6 Mbps	9 Mbps	12 Mbps	18 Mbps	24 Mbps	36 Mbps	48 Mbps	54 Mbps	
	28	28	28	28	28	27	26	25	

## Antenna

Type	Integrated directional panel antenna
Gain	11 dBi

## Wired

Interface	10/100 Base-T, RJ45
-----------	---------------------

## Networking

Operating modes	Bridge, Router
WAN	Static IP, DHCP client, PPPoE client
NAT	Routing w/ or w/o NAT
Static routing	Supported
DHCP	Client, Server, Relay
Port forwarding	Supported
VLAN	Supported for management and data
Wireless security	WEP, WPA/WPA2 Personal, WPA/WPA2 Enterprise, WMM, WACL
User isolation	Supported

## Software

Wireless operating modes	Access point (auto WDS), access point (iPoll 2), station (WDS, iPoll 2), station (ARP NAT)
Wireless techniques	Smart station polling, smart auto-channel, adaptive auto modulation, automatic transmit power control (ATPC)
Wireless security	WPA/WPA2 personal, WPA/WPA2 enterprise, WACL, user isolation
Wireless QoS	4 queues prioritization on iPoll 2
Network operating modes	Bridge, router IPv4, router IPv6
Network techniques	Routing with and without NAT, VLAN
WAN protocols	Static IP, DHCP client, PPPoE client
Services	DHCP server, SNMP server, NTP client, router advertisement daemon, ping watchdog
Management	HTTP(S) GUI, SSH, SNMP read, Infinity Controller, Telnet
Tools	Site survey, link test, ping, traceroute, spectrum analyzer, delayed reboot

## Physical

Dimensions	Length 175 mm (6.89 "), width 65 mm (2.56 "), height 29 mm (1.14 ")
Weight	94 g (3.32 oz)
Power supply	12 - 24 VDC passive PoE (24 V passive PoE adapter is included in the package)
Power source	100 – 240 VAC via included adapter
Power consumption	4.5 W

## Environmental

Operating temperature	-40°C (-40 F) ~ +65°C (+149 F)
Humidity	0 ~ 90 % (non-condensing)

## Management

System monitoring	SNMP v3, Syslog, Web UI and Infinity Controller
Configuration:	WebUI, Infinity Controller

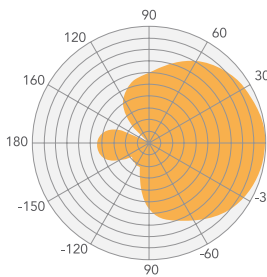
## Regulatory

Certification	FCC/IC/CE
---------------	-----------

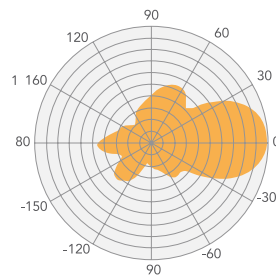
## Antenna specifications



V Pol

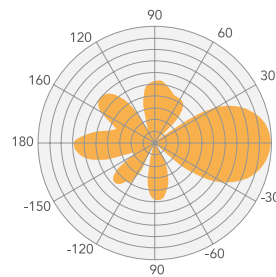


Azimuth

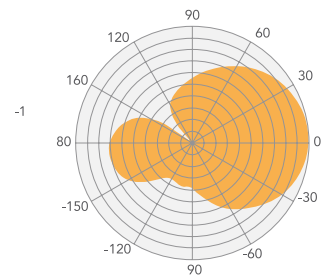


Elevation

V Pol

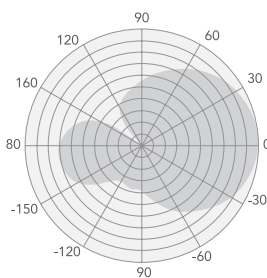


Azimuth

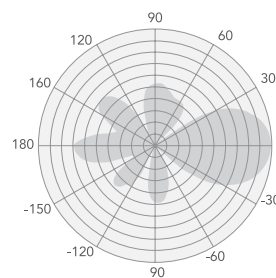


Elevation

H Pol

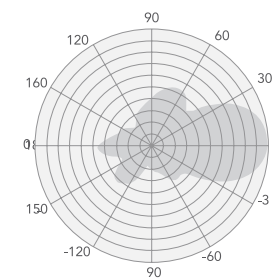


Azimuth

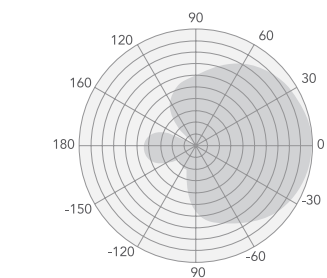


Elevation

H Pol



Azimuth



Elevation

### Vertical position

Frequency range	2.4 - 2.5 GHz
Gain	11 dBi
Polarization	Dual linear
Cross-pol Isolation	23 dBi
VSWR	<1.5
Azimuth beamwidth (H pol)	70 deg
Azimuth beamwidth (V pol)	70 deg
Elevation beamwidth	35 deg

### Horizontal position

Frequency range	2.4 - 2.5 GHz
Gain	11 dBi
Polarization	Dual linear
Cross-pol Isolation	23 dBi
VSWR	<1.5
Azimuth beamwidth (H pol)	35 deg
Azimuth beamwidth (V pol)	35 deg
Elevation beamwidth	70 deg